

9.3 System Information

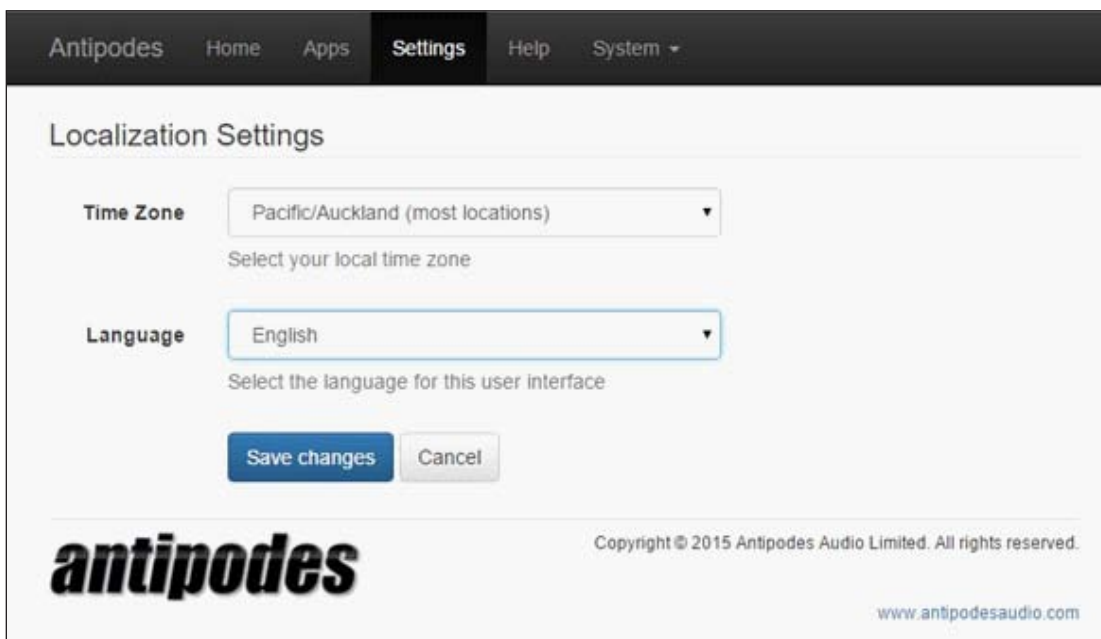
1. Local Storage

At the Antipodes GUI, select the 'Apps' tab and click on the 'Local Storage' icon. Note that 1TB (one trillion bytes) of space is reported by computers as 0.9TB due to the binary number system used.



2. Localisation

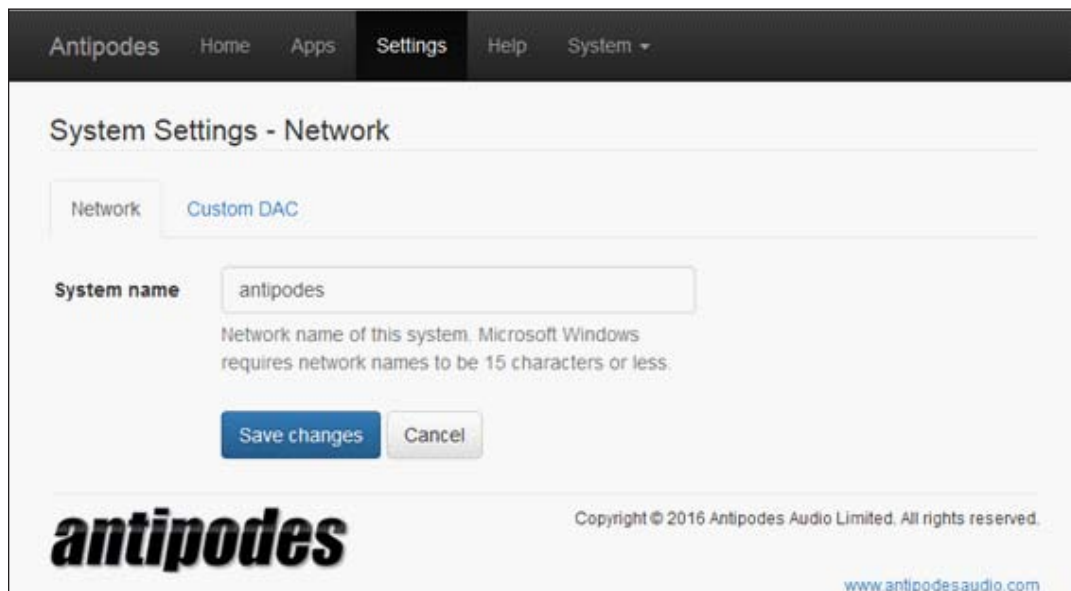
At the Antipodes GUI, select the 'Settings' tab and click on the 'Localization' icon. You can set the time zone you live in and your preferred language. Click on 'Save Changes' when you have finished.



3. Network System Name

When you have more than one Antipodes in your network you will want to give them different names, so that you can more easily recognise which is which when setting things up.

At the Antipodes GUI, select the 'Settings' menu item, and click on the 'System Settings' icon.



Antipodes Home Apps Settings Help System ▾

System Settings - Network

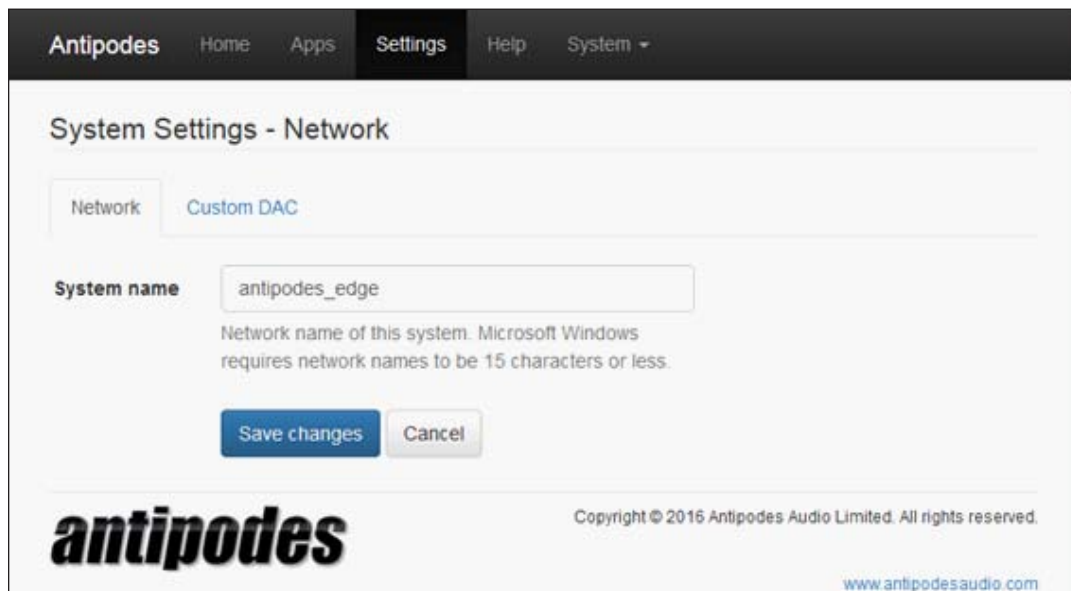
Network Custom DAC

System name

Network name of this system. Microsoft Windows requires network names to be 15 characters or less.

antipodes Copyright © 2016 Antipodes Audio Limited. All rights reserved. www.antipodesaudio.com

In the 'Network' tab type in the new System Name (max. 20 characters). It is advisable to use only lower-case letters and numbers without spaces; you can use hyphens or underscore symbols.



Antipodes Home Apps Settings Help System ▾

System Settings - Network

Network Custom DAC

System name

Network name of this system. Microsoft Windows requires network names to be 15 characters or less.

antipodes Copyright © 2016 Antipodes Audio Limited. All rights reserved. www.antipodesaudio.com

Click 'Save Changes' and then reboot your Antipodes for the change to take place and for your router to recognise the new name.