

9.2 Storage Backup

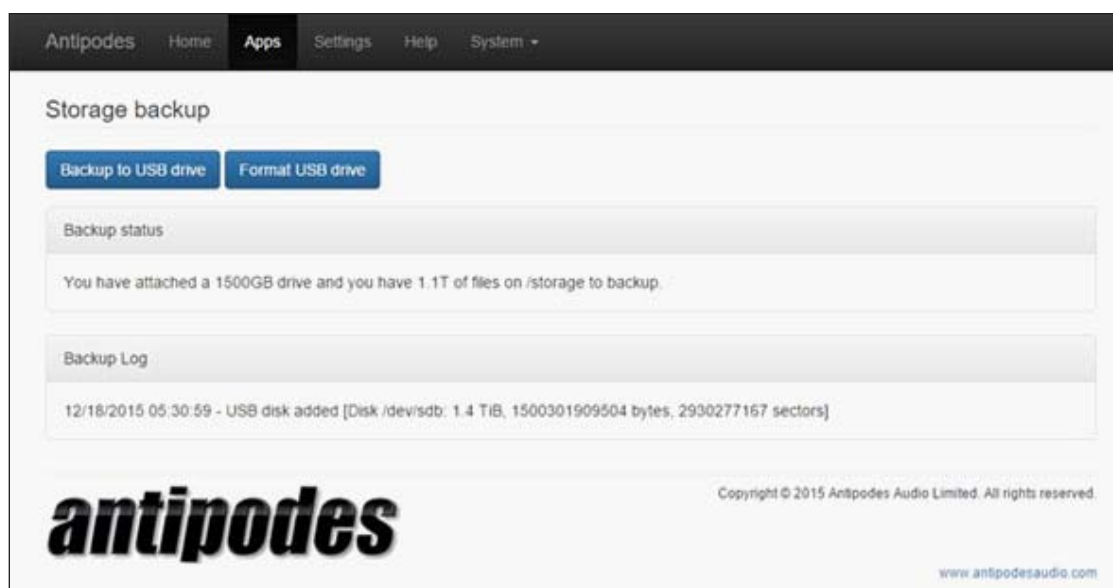
We strongly recommend that you make backups of your music library.

This application provides you with a very simple way to make incremental backup copies of your music files. 'Incremental' means that if you add new music the Storage Backup app will only copy the new files. The backup is unencrypted, so you can remove the

drive from the Antipodes, attach it to another device, and copy from it.

For this reason there is no need for a Restore application. The files on your backup drive are easily and simply copied back onto the Antipodes. See section 6.2 of this guide for a description of how to do this.

Connect an external USB drive to a spare USB port (but not a USB Audio port) at the back of your Antipodes. At the Antipodes GUI, select the 'Apps' menu item, and then click on the 'Storage Backup' icon.

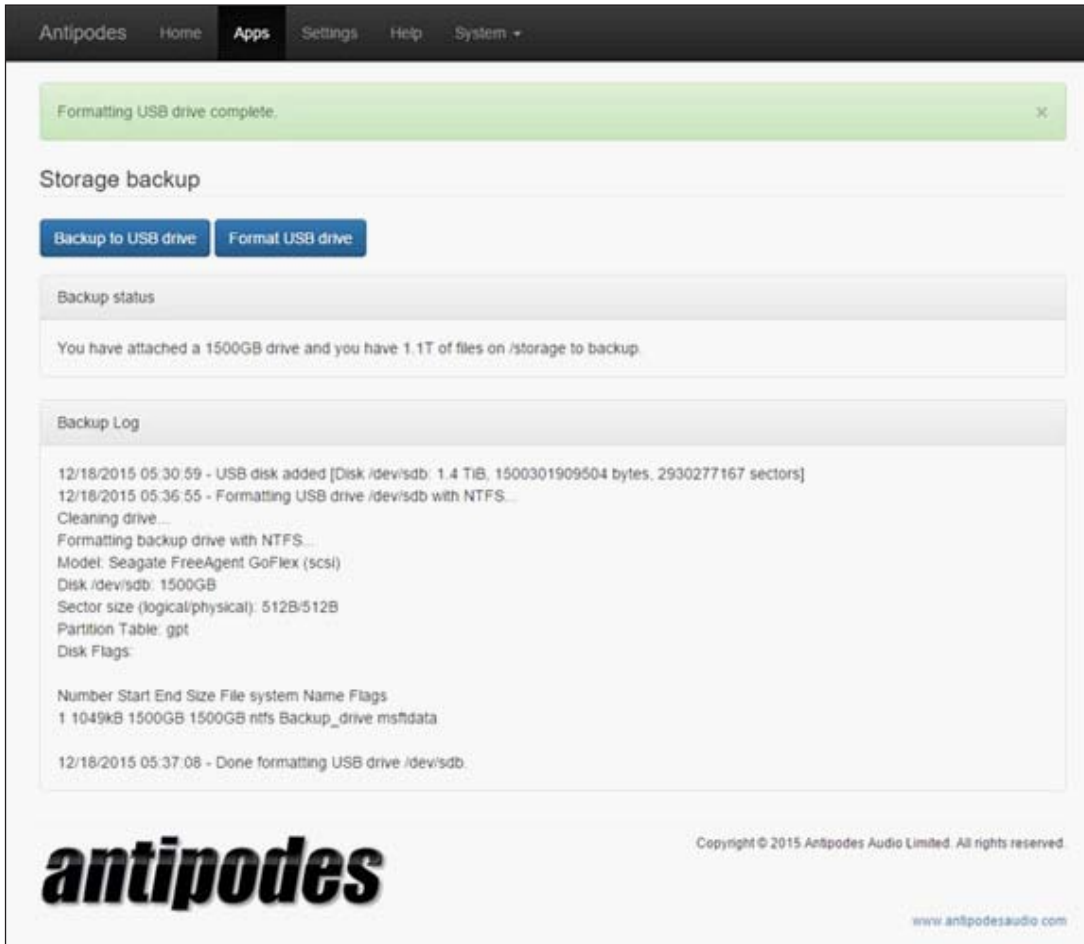


If this is the first time you have connected the USB drive to the Antipodes for backup, make sure you do not need any files that are currently on the drive, and click on the 'Format USB drive' button.

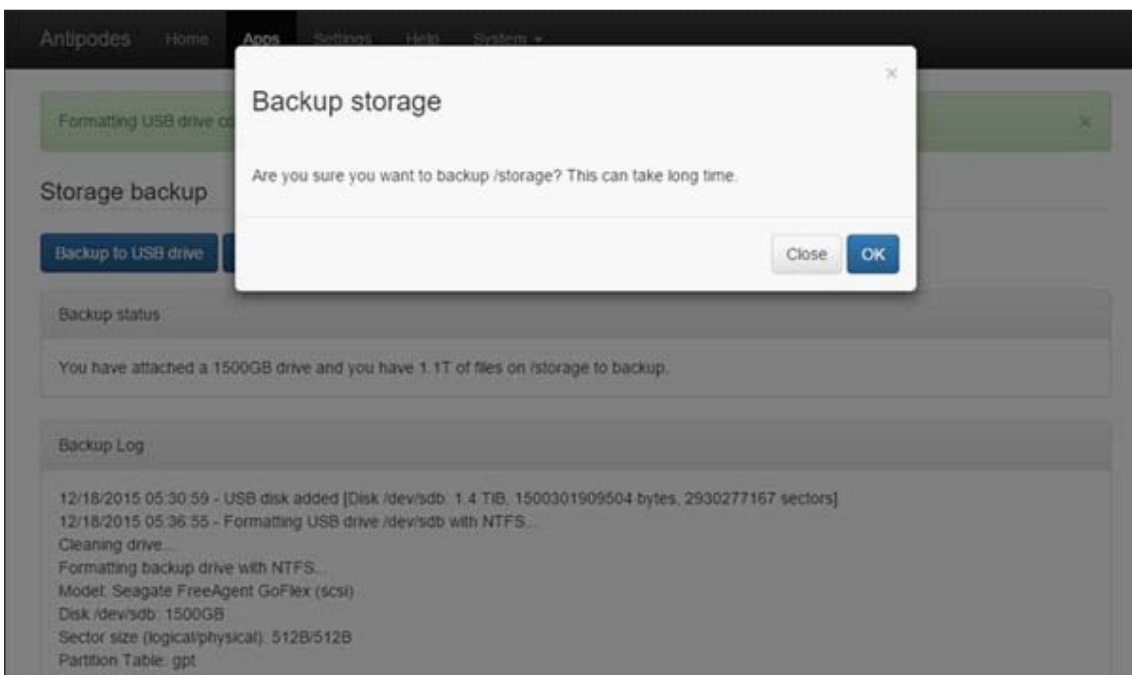
If you have backed up to this USB drive before do not format it and go straight to the step below to click on the 'Backup to USB drive' button, and the process will only add new and changed files to the USB drive.



Click 'OK' and the screen will display progress until it has finished formatting the USB Drive.



When the USB drive has been formatted then click the 'Backup to USB drive' button.



Click the 'OK' button and the screen will display progress until it has finished the backup to the USB Drive, adding all new and changed files added since the last backup.

The screenshot shows the 'Storage backup' screen in the Antipodes application. At the top, there is a navigation bar with 'Antipodes', 'Home', 'Apps', 'Settings', 'Help', and 'System'. Below the navigation bar, the title 'Storage backup' is displayed. There are two buttons: 'Backup to USB drive' and 'Format USB drive'. Underneath, the 'Backup status' section indicates that a 1500GB drive is attached and 2.1G of files are ready for backup. The 'Backup Log' section lists the files being backed up, including a music directory and a playlist. At the bottom of the log, it shows the completion of the backup with statistics and a timestamp.

Storage backup

Backup to USB drive Format USB drive

Backup status

You have attached a 1500GB drive and you have 2.1G of files on /storage to backup.

Backup Log

```
music/mp3/Jazz Vocal/Kat Edmonson/Take To The Sky/
music/mp3/Jazz Vocal/Kat Edmonson/Take To The Sky/01 Summertime.mp3
music/mp3/Jazz Vocal/Kat Edmonson/Take To The Sky/02 Just Like Heaven.mp3
music/mp3/Jazz Vocal/Kat Edmonson/Take To The Sky/03 Night and Day.mp3
music/mp3/Jazz Vocal/Kat Edmonson/Take To The Sky/04 Charade.mp3
music/mp3/Jazz Vocal/Kat Edmonson/Take To The Sky/05 Lovefool.mp3
music/mp3/Jazz Vocal/Kat Edmonson/Take To The Sky/06 Angel Eyes.mp3
music/mp3/Jazz Vocal/Kat Edmonson/Take To The Sky/07 Just One of Those Things.mp3
music/mp3/Jazz Vocal/Kat Edmonson/Take To The Sky/08 One Fine Day.mp3
music/mp3/Jazz Vocal/Kat Edmonson/Take To The Sky/09 (Just Like) Starting Over.mp3
music/mp3/Jazz Vocal/Kat Edmonson/Take To The Sky/10 Spring Can Really Hang You Up the Most.mp3
music/mp3/Jazz Vocal/Kat Edmonson/Take To The Sky/cover.jpg
music/mp3/Jazz Vocal/Kat Edmonson/Take To The Sky/folder.jpg
music/playlist/
pictures/

sent 585,069,991 bytes received 3,863 bytes 21,275,412.87 bytes/sec
total size is 2,136,356,917 speedup is 3.65
12/18/2015 15:43:28 - Backup finished.
12/18/2015 15:43:32 - You can now safely disconnect your USB drive.
```

antipodes Copyright © 2015 Antipodes Audio Limited. All rights reserved. www.antipodesaudio.com

When the backup has finished disconnect the USB drive and store it in a secure place.